

# Speech Design & Delivery

Use the following checklists and worksheet to aid you in developing and delivering your speech. Police Instructor will serve to support your efforts in creating an engaging talk for any law enforcement audience.

| Speech Design & Delivery  |   |   | <b>Talk Like You're 4</b><br><br>Launch into every speech with reckless abandon and speak with earnest conviction from your heart. |   |   |
|---|---|---|--|---|---|
| Add details to your stories, and allow your audience to relive the experiences you describe for them. | Become a Rookie Again - You can always learn from watching others and incorporate certain techniques you find appealing into your delivery. |   |  |   |   |
|   | Base Your Speech on Personal Experience. <input type="checkbox"/>   | Don't Read or Memorize a Speech. <input type="checkbox"/> |  | Start with an Example. <input type="checkbox"/>                             |   |
|   | Make the Talk Clear & Concise. <input type="checkbox"/>   |   |  | Choose ONE Main Theme. <input type="checkbox"/>                             |   |
|   | Skip the formalities and jump into your speech. <input type="checkbox"/>  |   |  | Chart Your Speech. <input type="checkbox"/>                                 | Create Suspense. <input type="checkbox"/> |
|   | Choose a topic you earnestly want to talk about. <input type="checkbox"/>   |   |  | Close with a powerful statement and then sit down. <input type="checkbox"/> |   |

| Dynamic Delivery                               |   |  |  |   |
|--|---|--|--|---|
| Have a <b>conversation</b> with your audience. | People learn better when you incorporate a <i>variety</i> of techniques and activities into your presentation.  |  |  |   |
|  | Use Pictures <input type="checkbox"/>   | Use Videos <input type="checkbox"/>  | Move Around <input type="checkbox"/>   | Use Gestures <input type="checkbox"/>       |
|  | Our mission is not to simply transfer information to our audience – they should change from the encounter in some measurable way.                                       |  |  |   |
|  | Introduce “You” Not Your Title <input type="checkbox"/>   | People learn better when given the opportunity to talk and not forced to always listen. <input type="checkbox"/> |  |   |
|  | Use emotional highs and lows to take your students for a ride on <b>The Beast</b> <input type="checkbox"/>  |  |  |   |
|  | How you come across personally with law enforcers and cadets may be more important than everything else combined.   |  |  |   |
|  | Mention People <input type="checkbox"/>   | Mention Groups <input type="checkbox"/>  | Ask Questions <input type="checkbox"/> | Customize the Show <input type="checkbox"/> |
|  | <b>Follow The 10 Minute Rule.</b> Make it your mission to give them something new, however small it may be, every 10 minutes (or there about). <input type="checkbox"/> |  |  |   |



# Speech Design & Delivery Worksheet

Theme: \_\_\_\_\_

Opening: \_\_\_\_\_

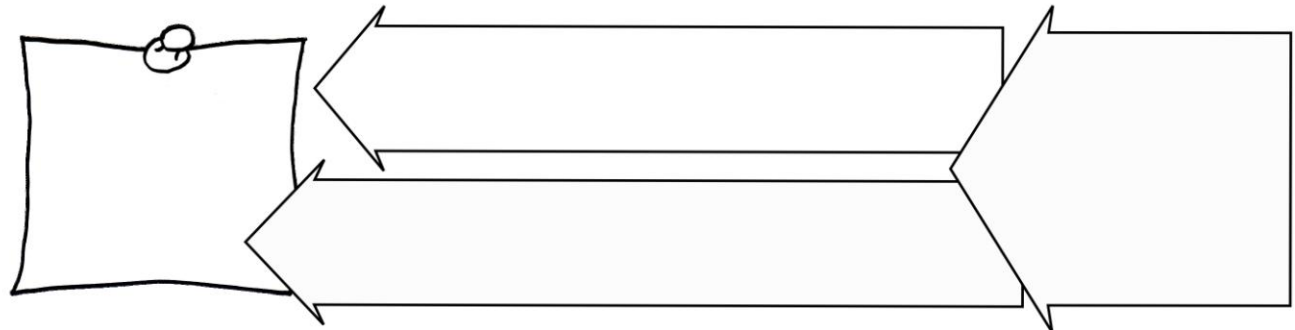
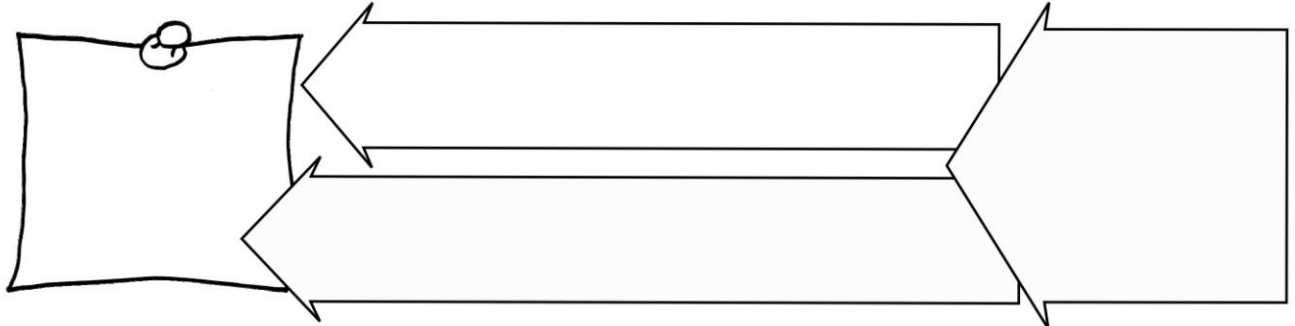
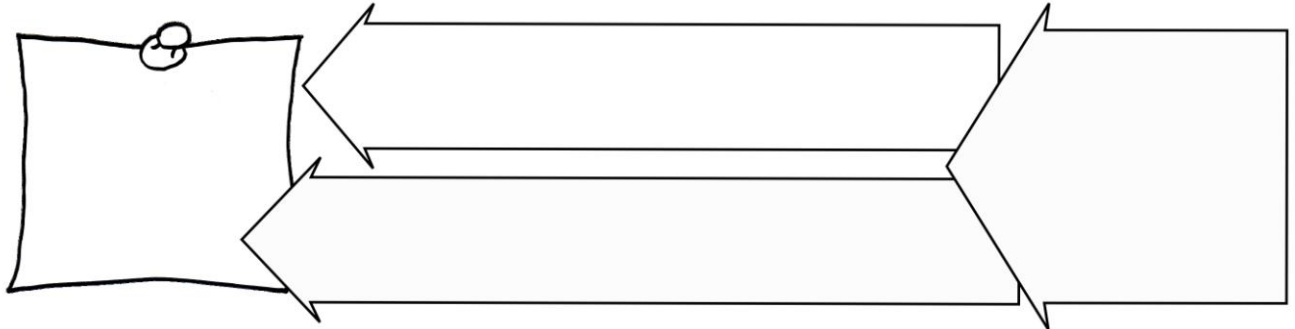
---

---

---

---

---



Closing: \_\_\_\_\_

---

---

---

---